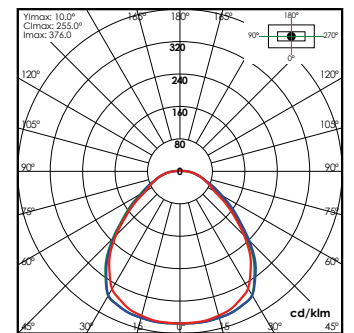
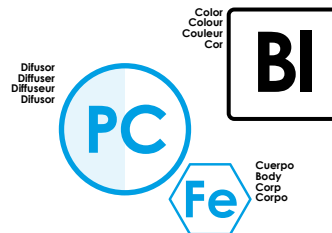


Etna SLIM

flicker
FREE



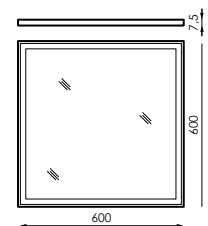
Quick connector



Etna Slim



| CÓDIGO | P _{LED} | P _{LUMINARIA} | I | Φ _{LED} | Φ _{LUMINARIA} | A° | CCT | DIMENSIONES |
|--------|------------------|------------------------|---------|------------------|------------------------|------|--------|-------------------|
| 404693 | 40W | 43W | 1.000mA | 4.583lm | 3.664lm | 120° | 3.000K | 600 x 600 x 7,5mm |
| 404471 | 40W | 43W | 1.000mA | 4.813lm | 3.898lm | 120° | 4.000K | 600 x 600 x 7,5mm |
| 404488 | 40W | 43W | 1.000mA | 5.035lm | 4.059lm | 120° | 6.500K | 600 x 600 x 7,5mm |



COLOR: **Blanco**
PESO NETO: **2,8Kg**
PESO BRUTO (CON DRIVER): **3,3Kg**
CUERPO: **Acero**
DIFUSOR: **Polycarbonato**
POSICIÓN DE MONTAJE: **Empotrado**

COLOUR: **White**
NET WEIGHT: **2,8Kg**
GROSS WEIGHT (WITH DRIVER): **3,3Kg**
BODY: **Steel**
DIFFUSER: **Polycarbonate**
MOUNTING POSITION: **Recessed**

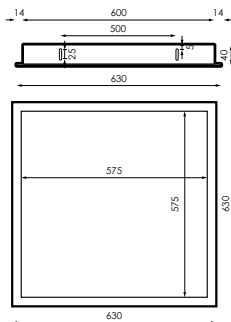

COULEUR: **Blanc**
POIDS NET: **2,8Kg**
POIDS BRUT (AVEC DRIVER): **3,3Kg**
CORPS: **Acier**
DIFFUSEUR: **Polycarbonate**
POSITION DE MONTAGE: **Intégré**

COR: **Branco**
PESO LÍQUIDO: **2,8Kg**
PESO BRUTO (COM DRIVER): **3,3Kg**
CORPO: **Aço**
DIFUSOR: **Polycarbonato**
POSIÇÃO DE MONTAGEM: **Recesso**

Etna SLIM

ACCESORIOS
ACCESSORIES
ACCESSOIRES
ACESSÓRIOS

MONTAJE DE PERFIL DE AJUSTE DE MARCO A TECHO
SETTING FRAME TO THE CEILING PROFILE MOUNTING
PROFIL MONTAGE AU PLAFOND AFFICHAGE CADRE
PERFIL MONTAGEM QUADRO DE CONFIGURAÇÃO AO TETO



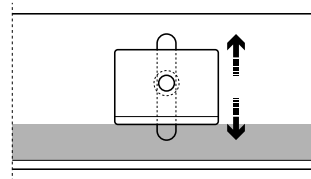

164092

Cajón para montaje en superficie
600 x 600mm
Box for surface mountin
600 x 600mm
Box pour montage en surface
600 x 600mm
Box para montagem em superfície
600 x 600mm

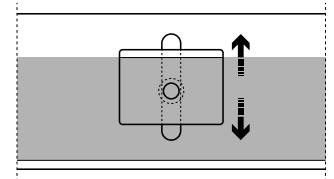
964562

Marco empotrar techo escayola de 0,5-20mm de espesor para modelo 600x600mm
Frame recessed plaster ceiling 0,5-20 mm thick for model 600x600mm
Marco encastré plafond en plâtre 0,5-20 mm d'épaisseur pour le modèle 600x600mm
Marco recesso teto de gesso de espessura de 0,5-20 mm para modelo 600x600mm

Dimensiones de hueco para techo de escayola 605 x 605mm
Ceiling dimensions for plaster ceiling 605 x 605mm
Dimensions creux plafond en plâtre 605 x 605mm
Dimensões oco teto de gesso 605 x 605mm



Falsos techos de poco espesor
Thin ceilings
Plafonds minces
Tectos finas



Falsos techos de gran espesor
Thick ceilings
Plafonds épais
Tectos grossos

BAJO PEDIDO

ON REQUEST SUR COMMANDE A PEDIDO

- N**
- Regulación 1-10V, DALI.
 - Kit de emergencia.
- F**
- Régulation 1-10V, DALI.
 - Kit d'urgence.

- E**
- 1-10V, DALI dimming.
 - Emergency kit.
- P**
- Regulação 1-10V, DALI.
 - Kit de emergencia.

INFORMACIÓN
INFORMATION
INFORMATION
INFORMAÇÕES

- N**
- Prilux garantiza una tolerancia $\pm 7\%$ en las medidas de flujo lumínico.
 - Prilux garantiza una tolerancia $\pm 5\%$ en las mediciones de potencia.
 - Prilux garantiza una tolerancia $\pm 7\%$ en temperatura de color.
- F**
- Prilux garantit une tolérance $\pm 7\%$ dans les mesures de flux lumineux.
 - Prilux garantit une tolérance $\pm 5\%$ dans les mesures de puissance.
 - Prilux garantit une tolérance $\pm 7\%$ dans les mesures de température de couleur.

- E**
- Prilux guarantees a tolerance $\pm 7\%$ in the measurements of luminous flux.
 - Prilux guarantees a tolerance $\pm 5\%$ in the measurements of power.
 - Prilux guarantees a tolerance $\pm 7\%$ in the measurements of color temperature.
- P**
- Prilux garante uma tolerância $\pm 7\%$ nas medidas do fluxo luminoso.
 - Prilux garante uma tolerância $\pm 5\%$ nas medidas de potência.
 - Prilux garante uma tolerância $\pm 7\%$ na temperatura de cor.