


**PRODUCT DESCRIPTION**

KOZMA extrusion can be applied indoor for drywall ceilings. It allows for creation of interesting compositions of narrow lines of light in the surfaces of walls and ceilings. Covering aluminium elements with plaster leaves only an elegant line of cover.

Extrusion comes with an additional working cover. It is inserted into the groove with the use of mounting glue (producer suggests GS 20 CEKOL) in a way that its wings adhere tightly to the surface of the ceiling. Then the net for covering with plaster is pasted on the wings and the plaster is applied and grinded. The base edge of the extrusion must remain untouched. The layer of paint is added next and the working cover is removed. The LED are pasted next and the final cover inserted.

- Narrow line of light
- Profile flush with the ceiling or wall surface
- Componentes de aluminio invisible / Invisible aluminum components

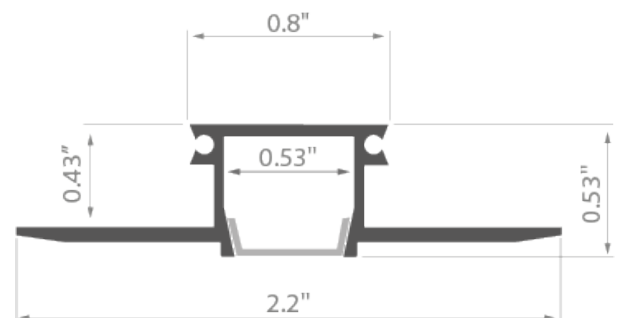


Fill empty fields

Product nr.	
Fixture type	
Company	
Job name	
Date	

**TECHNICAL SPECIFICATION**


18040NA_1	Non anodized (raw)	39.4"
18040NA_2	Non anodized (raw)	78.75"





**RELATED PRODUCTS**

**COVERS**




Ref: 1370

**50°**




Ref: 1369

**100°**



Ref: 17031

**120°**




Ref: 17076

**120°**




**END CAPS**




Ref: 24217


**ACCESSORIES**



Ref: 42724



Ref: 42726

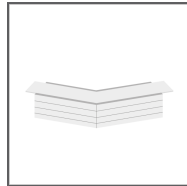


Ref: 42723


**COUPLERS** - connection methods for profiles




L135




L135PW



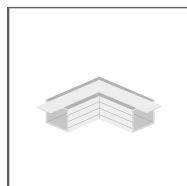
L135PZ



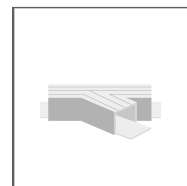
L90




L90PW




L90PZ




T135L




T135R



T90



X135



X90