

PRODUCT DESCRIPTION


Extrusion dedicated for the construction of wall fixtures (sconce fixtures), with light beam directed up or down. It has integrated functions of: accomodating LEDs, extrusion assembled with a cover (diffuser) protects LEDs, surface mounting, extrusion can also accomodate power supply and other electronic components.

Patent Number: US D733,354 S

- Large chamber for power supply, electronic components and electrical connection
- Simple design
- Easy assembly and disassembly

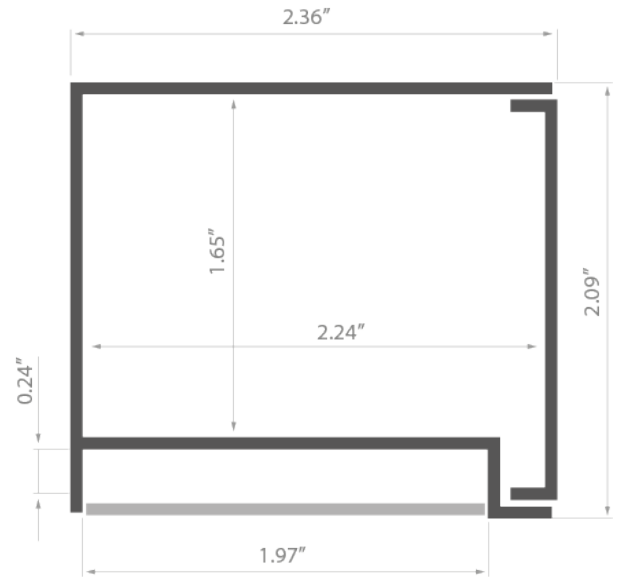
Fill empty fields

Product nr.	
Fixture type	
Company	
Job name	
Date	




TECHNICAL SPECIFICATION

18013ANODA_1	Silver anodized	39.4"
18013ANODA_2	Silver anodized	78.75"




RELATED EXTRUSIONS



Ref: 18014ANODA


RELATED PRODUCTS

COVERS




Ref: 17062

110°



Ref: 17051

110°



END CAPS



Ref: 24013

ACCESSORIES

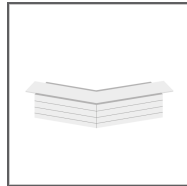


Ref: 00820


COUPLERS - connection methods for profiles




L135



L135PW



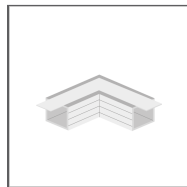
L135PZ



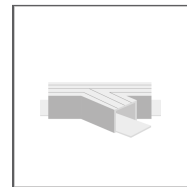
L90



L90PW




L90PZ




T135L




T135R



T90



X135



X90